

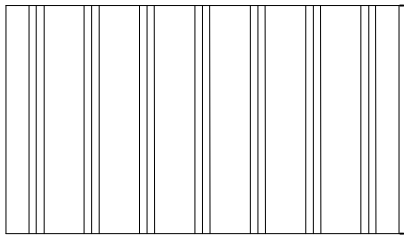
BB BASEBOARD 1:5



SIDE VIEW



FRONT VIEW

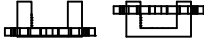


TOP VIEW

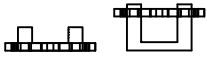
RDC JOIST CRADLES 1:10



RDC 10-25  
HEIGHT ADJUSTMENT:  
10-25MM



RDC 10-40  
HEIGHT ADJUSTMENT:  
10-40MM



RDC 10-55  
HEIGHT ADJUSTMENT:  
10-55MM



RDC 10  
CRADLE  
HEIGHT: 10MM



RDC 20  
CRADLE  
HEIGHT: 20MM

RDA-C SELF-LEVELLING ADJUSTABLE DECKING PEDESTALS 1:10



RDA-1C  
HEIGHT ADJUSTMENT:  
20-25MM



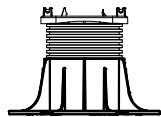
RDA-2C  
HEIGHT ADJUSTMENT:  
25-35MM



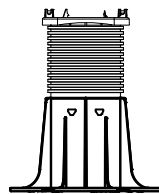
RDA-3C  
HEIGHT ADJUSTMENT:  
35-50MM



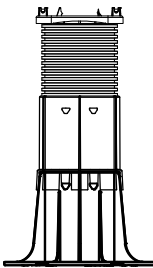
RDA-4C  
HEIGHT ADJUSTMENT:  
50-80MM



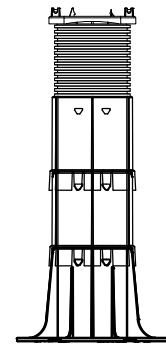
RDA-5C  
HEIGHT ADJUSTMENT:  
80-130MM



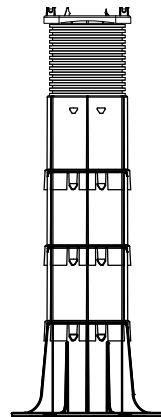
RDA-6C  
HEIGHT ADJUSTMENT:  
130-230MM



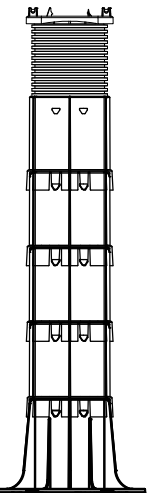
RDA-7C  
HEIGHT ADJUSTMENT:  
230-330MM



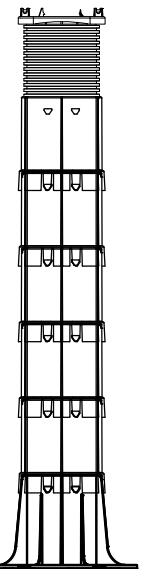
RDA-8C  
HEIGHT ADJUSTMENT:  
330-430MM



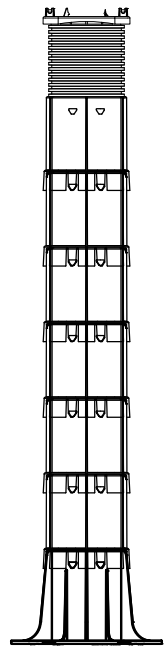
RDA-9C  
HEIGHT ADJUSTMENT:  
430-530MM



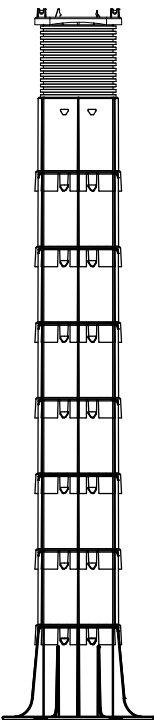
RDA-10C  
HEIGHT ADJUSTMENT:  
530-630MM



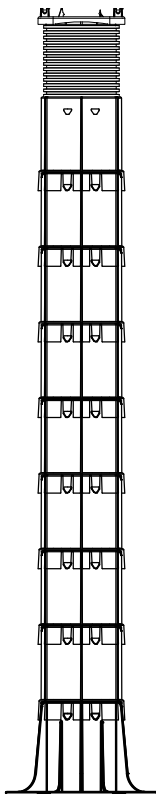
RDA-11C  
HEIGHT ADJUSTMENT:  
630-730MM



RDA-12C  
HEIGHT ADJUSTMENT:  
730-830MM



RDA-13C  
HEIGHT ADJUSTMENT:  
830-930MM



RDA-14C  
HEIGHT ADJUSTMENT:  
930-1030MM

FIXINGS 1:5

BBS | BASEBOARD SCREW



CSK | 19mm CSK-HEAD SCREW



PHS | 13mm PAN-HEAD SCREW



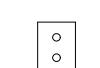
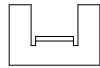
ACCESSORIES 1:5

PSB | PAVING END STOP BRACKET


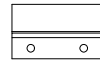
SIDE VIEW

FRONT VIEW

PLAN VIEW



PSB | PAVING SIDE STOP BRACKET



PSR | RAIL PAVING CROSS SPACER



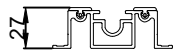
PSR | RAIL PAVING T SPACER



PSR | RAIL PAVING STRAIGHT SPACER

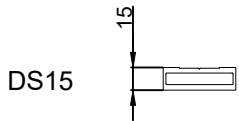


RST ALUMINIUM PAVING SUPPORT RAIL 1:5



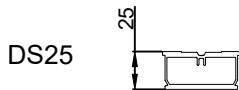
FRONT VIEW

DS | ALUMINIUM JOISTS 1:5



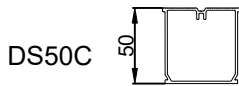
DS15

MAX SPAN: 300MM



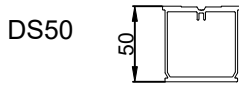
DS25

MAX SPAN: 600MM



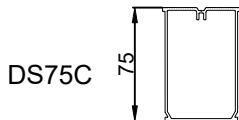
DS50C

MAX SPAN: 1050MM



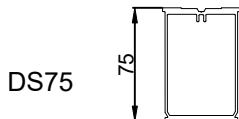
DS50

MAX SPAN: 1200MM



DS75C

MAX SPAN: 1400MM



DS75

MAX SPAN: 1600MM

NOTES:

ALL DIMENSIONS IN MILLIMETRES UNLESS OTHERWISE SPECIFIED

A3 PRINT  
MATERIAL:

Drawing may not be to scale. If you require manufacturer information please contact Ryno.



Ryno Ltd  
Castlepoint Way, Castlepoint  
Ellon, United Kingdom  
AB41 9RG  
0203 967 3500  
specification@rynogroup.co.uk  
www.rynogroup.co.uk

SYSTEM:

TERRASMART RAIL PAVING  
SYSTEM - BASEBOARD

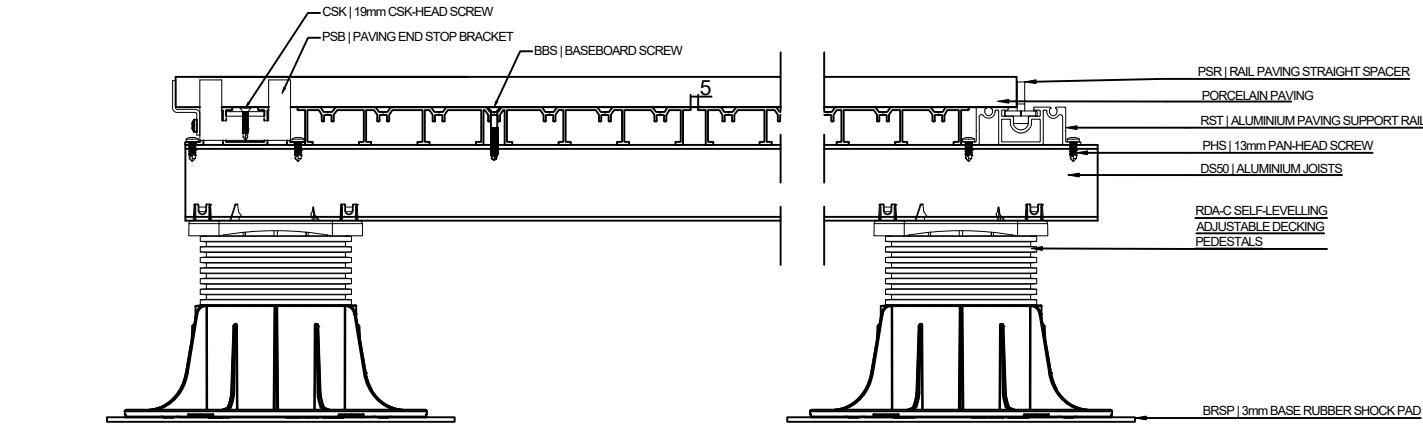
DRAWN BY:  
KM

REV  
02

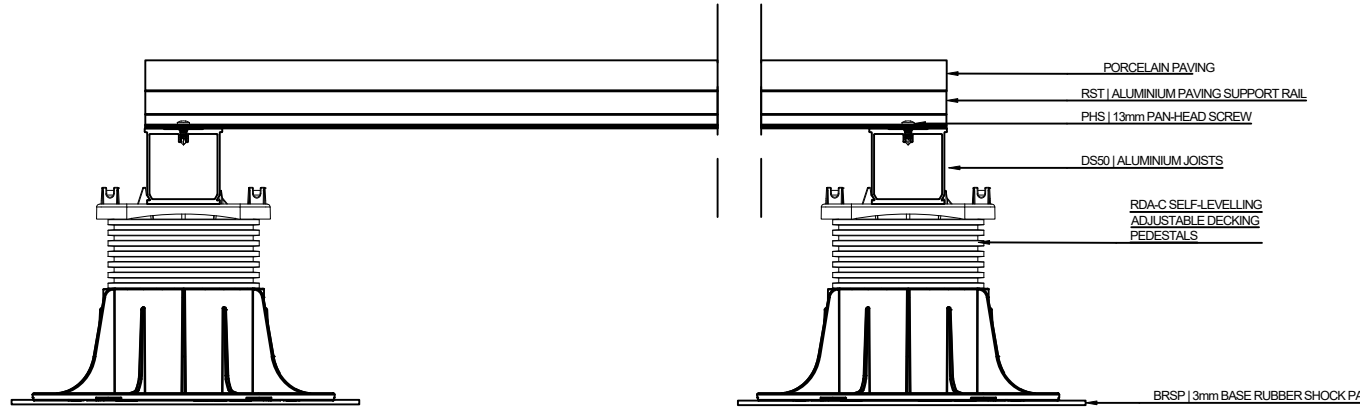
DATE  
19.03.2025

SCALE VARIED

Ryno Ltd. Registered in England. Reg. No: 09623250. Reg. Address:  
Europa House, Alford Road, Cranleigh, GU6 8NO  
© Copyright & design right Ryno Ltd. 2021. All rights reserved.



SIDE VIEW



FRONT VIEW

NOTES:

ALL DIMENSIONS IN MILLIMETRES UNLESS OTHERWISE SPECIFIED

A3 PRINT  
MATERIAL:

Drawing may not be to scale. If you require manufacturer information please contact Ryno.



Ryno Ltd  
Castlepoint Way, Castlepoint  
Ellon, United Kingdom  
AB41 9RG  
0203 967 3500  
specification@rynogroup.co.uk  
www.rynogroup.co.uk

SYSTEM:

TERRASMART RAIL PAVING  
SYSTEM - BASEBOARD

DRAWN BY:	REV	DATE
KM	02	19.03.2025

SCALE 1:5

Ryno Ltd. Registered in England. Reg. No: 09623250. Reg. Address: Europa House, Alford Road, Cranleigh, GU6 8NO  
© Copyright & design right Ryno Ltd. 2021. All rights reserved.